






**Exhibit C: Boundaries of the  
Sawmill/Bethel Phase II  
Regional Commercial Overlays**



**Legend**

-  Columbus Boundary
-  RCO