

WASTEWATER RATE SURVEY

Utility	Monthly Rates based on Water Consumption		
	Residential 700 cf	Commercial 1,000 cf	Industrial 2,500 cf
Columbus (City)	16.02	21.91	51.36
Urbana	17.53	27.00	49.20
Delaware (City)	23.59	32.92	79.57
Marysville	24.77	34.10	80.75
Delaware (County)	25.00	N/A	N/A
Lancaster	26.23	34.18	73.93
Canal Winchester	26.68	37.36	82.01
Sunbury	27.70	39.57	98.92
Fairfield County	34.70	34.70	58.13
WPCD - Indian Lake	37.43	N/A	N/A

65.73

**TABLE 4-1 (Cont'd)
WASTEWATER RATE SURVEY**

Marysville, Ohio		
Usage Charge Monthly Usage (cf)	Charge (\$/ccf)	
	Inside	Outside
First 200 cubic feet	4.61	NA
Over 200 cubic feet	3.11	NA
 Minimum Charge	9.22	NA

Delaware, City		
Usage Charge Monthly Usage (cf)	Charge (\$/ccf)	
	Inside	Outside
First 200	Minimum	NA
Over 200	3.11	NA
 Minimum Charge (includes 1st 200 cf)	8.04	NA

Columbus, Ohio		
Usage Charge Monthly Usage (cf)	Charge (\$/ccf)	
	Inside	Outside
All amounts	1.963	NA
 Fixed Charge None	0.076 per day	

Lancaster, Ohio		
Usage Charge Monthly Usage (ccf)	Charge (\$/ccf)	
	Inside	Outside
All	2.65	
 Minimum Charge	7.68	NA

Newark, Ohio		
Usage Charge Monthly Usage (ccf)	Charge (\$/ccf)	
	Inside	Outside
3 or Less	Minimum	NA
All Classes	3.9	per acct
Residential	1.54	NA
Commercial	2.04	
Industrial	1.54	
 Minimum Charge	6.45	NA

Urbana, Ohio		
Usage Charge Monthly Usage (ccf)	Charge (\$/ccf)	
	Inside	Outside
Domestic	1.69	
Commercial	2.13	
Industrial	1.74	
 Base Charge	5.7	

**TABLE 4-1 (Cont'd)
WASTEWATER RATE SURVEY**

Fairfield County, Ohio		
Usage Charge Monthly Usage (cf)	Charge (\$/ccf)	
	Inside	Outside
<i>Residential</i>		
Flat Charge	34.70	per month
<i>Comm, Ind & Instit</i>		
All	2.33	N/A
Minimum	34.70	N/A
Flat Charge		

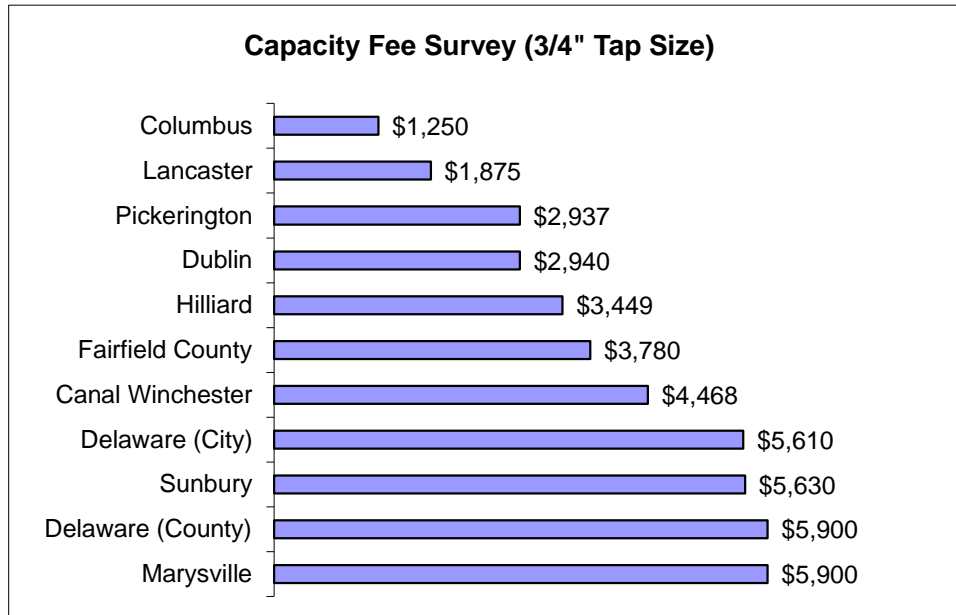
Logan County, Ohio		
Usage Charge Monthly Usage (ccf)	Charge (\$/ccf)	
	Inside	Outside
all	2.476	N/A
Minimum Charge		
None		

Canal Winchester		
Usage Charge Monthly Usage (ccf)	Charge (\$/ccf)	
	Inside	Outside
First 535 cf	4.03	N/A
Over 535	3.074	N/A

WASTEWATER CAPACITY FEE COMPARISON

Tap Size	City of Columbus	Canal Winchester	Delaware (City)	Delaware (County)	Dublin	Fairfield County	City of Hilliard	City of Lancaster	City of Marysville	City of Pickerington	Village of Sunbury
5/8"		\$4,468	\$5,100	\$5,900	\$2,940	\$3,780	\$3,449	\$1,875	\$5,900	\$2,937	\$5,630
3/4"	\$1,250	\$4,468	\$5,610	Based on	\$2,940	x SFEs	\$3,449	\$1,875	\$5,900	\$2,937	\$5,630
1"	\$2,600	\$8,042	\$7,140	# Fictures	\$6,103		\$7,108	\$3,675	\$14,750	\$5,731	\$18,795
1-1/2"	\$6,850	\$18,872	\$9,180		\$15,687		\$22,974	\$8,925	\$29,500	\$7,552	\$35,240
2"	\$11,750	\$31,722	\$14,790		\$26,987		\$27,528	NA	\$47,200	\$25,827	\$56,385
3"	\$24,450	\$71,040	\$56,100		\$56,113		\$56,006	\$15,525	\$88,500	\$51,655	\$104,939
4"	\$38,250	\$127,785	\$71,400		\$87,620		\$85,583	\$33,450	\$147,500	\$103,309	\$175,421
6"	\$86,250	\$285,600	\$107,100		\$198,340		\$190,384	\$56,250	\$295,000	\$206,619	\$271,084
8"	\$153,050	NA	\$147,900		\$325,620		\$335,284	\$126,600	\$472,000	\$425,274	\$379,518

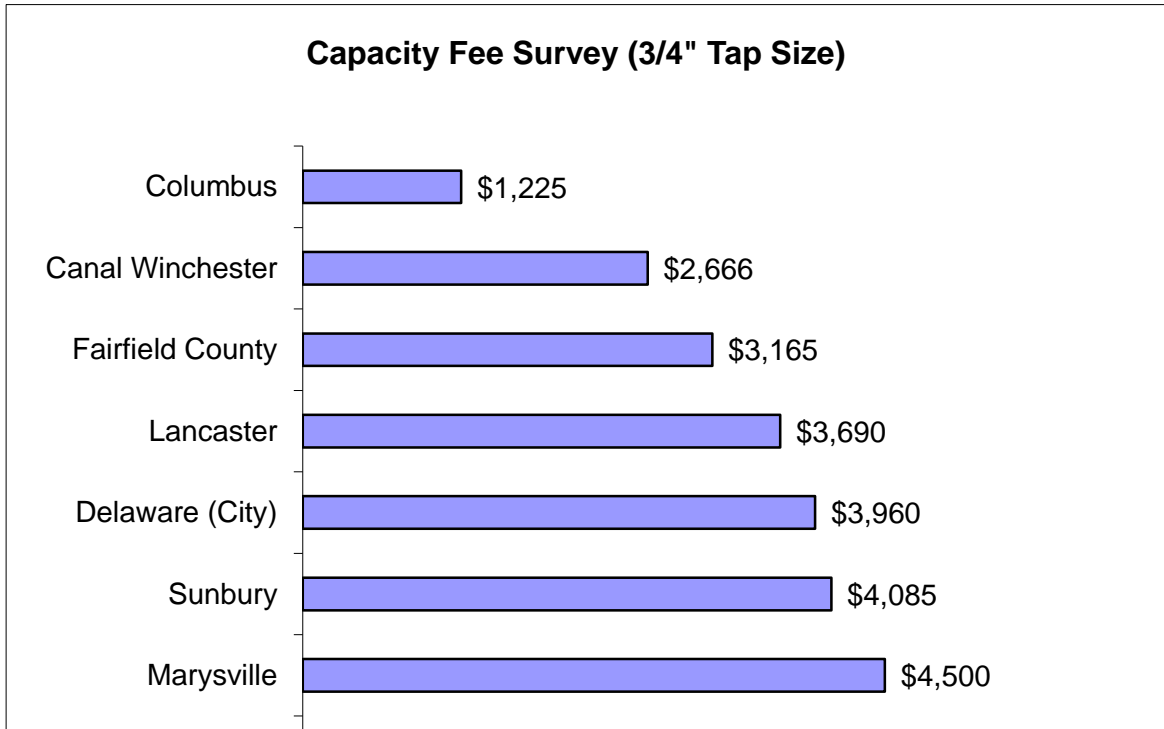
* Capacity Fee comparison based on December 2004 Rate Survey.



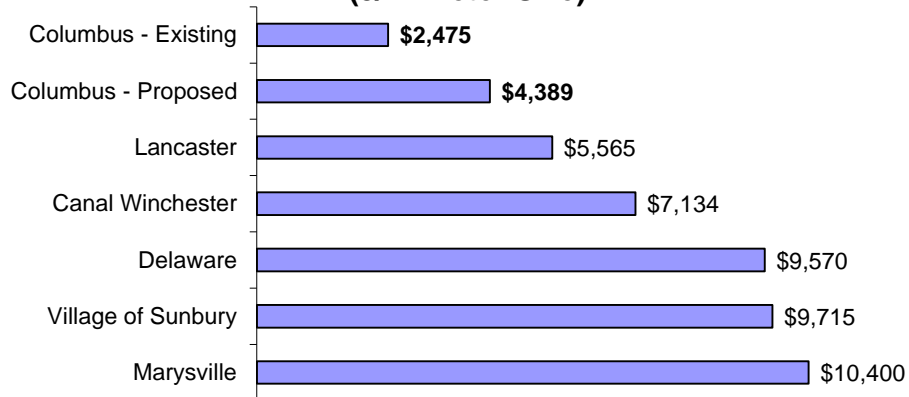
WATER CAPACITY FEE COMPARISON

Tap Size	City of Columbus	City of Delaware	City of Marysville	Delaware County (DEL-CO)	City of Lancaster	Village of Canal Winchester	Village of Sunbury	Fairfield County
3/4"	\$1,225	\$3,960	\$4,500	\$5,700	\$3,690	\$2,666	\$4,085	\$3,165
1"	\$2,548	\$5,040	\$7,500	\$9,000	\$6,149	\$4,798	\$6,531	\$5,035
1-1/2"	\$6,591	\$6,480	\$15,000	\$18,600	\$12,299	\$10,664	\$14,231	\$10,350
2"	\$11,307	\$10,440	\$24,000	\$29,800	\$19,678	\$18,928	\$20,722	\$17,540
3"	\$23,557	\$39,600	\$45,000	\$63,000		\$42,389	\$43,160	\$37,645
4"	\$36,750	\$50,400	\$75,000		\$61,493	\$76,247	\$45,743	\$65,145
6"	\$83,484	\$75,600	\$150,000		\$122,986	\$170,090	\$91,487	\$138,390
8"	\$147,000	\$104,400	\$240,000		\$221,375		\$127,065	\$262,100

* Capacity Fee comparison based on December 2004 Rate Survey.



**Capacity Fee Comparison
Combined Water and Sewer Capacity Fees
(3/4" Meter Size)**



WATER CAPACITY FEE COMPARISON

Tap Size	City of Columbus Existing	City of Columbus Proposed	City of Delaware	City of Marysville	Delaware County (DEL-CO)	City of Lancaster	Village of Canal Winchester	Village of Sunbury	Fairfield County
3/4"	\$1,225	\$1,345	\$3,960	\$4,500	\$5,700	\$3,690	\$2,666	\$4,085	\$3,165
1"	\$2,548	\$2,242	\$5,040	\$7,500	\$9,000	\$6,149	\$4,798	\$6,531	\$5,035
1-1/2"	\$6,591	\$4,483	\$6,480	\$15,000	\$18,600	\$12,299	\$10,664	\$14,231	\$10,350
2"	\$11,307	\$7,174	\$10,440	\$24,000	\$29,800	\$19,678	\$18,928	\$20,722	\$17,540
3"	\$23,557	\$14,347	\$39,600	\$45,000	\$63,000		\$42,389	\$43,160	\$37,645
4"	\$36,750	\$22,417	\$50,400	\$75,000		\$61,493	\$76,247	\$45,743	\$65,145
6"	\$83,484	\$44,835	\$75,600	\$150,000		\$122,986	\$170,090	\$91,487	\$138,390

* Capacity Fee comparison based on December 2004 Rate Survey.

WASTEWATER CAPACITY FEE COMPARISON

Tap Size	City of Columbus Existing	City of Columbus Proposed	Delaware (City)	City of Marysville	Delaware (County)	City of Lancaster	Canal Winchester	Village of Sunbury	Fairfield County
3/4"	\$1,250	\$3,044	\$5,610	\$5,900	Based on	\$1,875	\$4,468	\$5,630	x SFEs
1"	\$2,600	\$5,074	\$7,140	\$14,750	# Fictures	\$3,675	\$8,042	\$18,795	
1-1/2"	\$6,850	\$10,147	\$9,180	\$29,500		\$8,925	\$18,872	\$35,240	
2"	\$11,750	\$16,236	\$14,790	\$47,200		\$15,525	\$31,722	\$56,385	
3"	\$24,450	\$32,472	\$56,100	\$88,500			\$71,040	\$104,939	
4"	\$38,250	\$50,737	\$71,400	\$147,500		\$33,450	\$127,785	\$175,421	
6"	\$86,250	\$101,475	\$107,100	\$295,000		\$56,250	\$285,600	\$271,084	

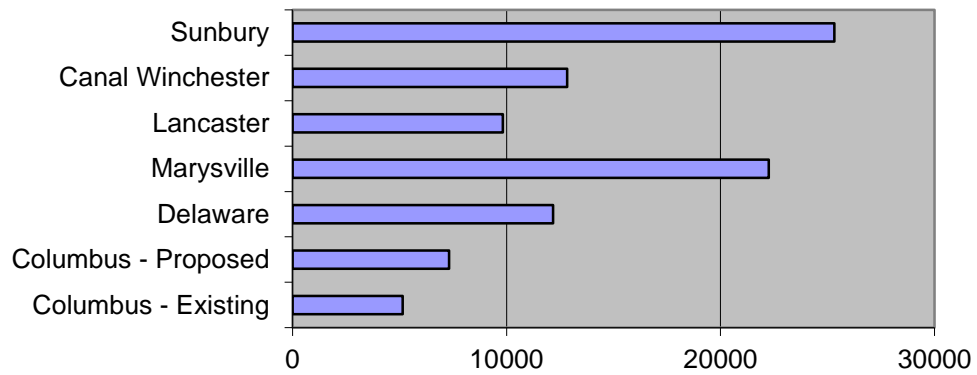
* Capacity Fee comparison based on December 2004 Rate Survey.

COMBINED WATER AND SEWER CAPACITY FEE COMPARISON

Tap Size	City of Columbus Existing	City of Columbus Proposed	Delaware (City)	City of Marysville	Delaware (County)	City of Lancaster	Canal Winchester	Village of Sunbury	Fairfield County
3/4"	\$2,475	\$4,389	\$9,570	\$10,400		\$5,565	\$7,134	\$9,715	
1"	\$5,148	\$7,315	\$12,180	\$22,250		\$9,824	\$12,840	\$25,326	
1-1/2"	\$13,441	\$14,631	\$15,660	\$44,500		\$21,224	\$29,536	\$49,471	
2"	\$23,057	\$23,410	\$25,230	\$71,200		\$35,203	\$50,650	\$77,107	
3"	\$48,007	\$46,819	\$95,700	\$133,500		\$0	\$113,429	\$148,099	
4"	\$75,000	\$73,155	\$121,800	\$222,500		\$94,943	\$204,032	\$221,164	
6"	\$169,734	\$146,309	\$182,700	\$445,000		\$179,236	\$455,690	\$362,571	
8"	\$300,050	\$0	\$252,300	\$712,000		\$347,975	\$0	\$506,583	

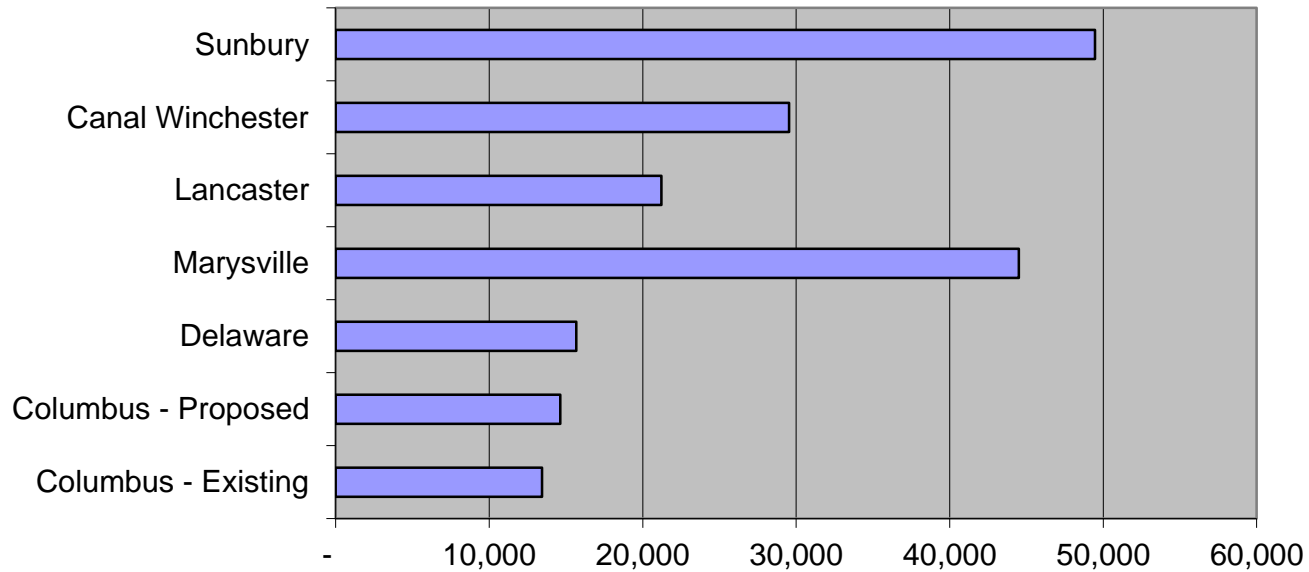
* Capacity Fee comparison based on December 2004 Rate Survey.

**Capacity Fee Comparison
Combined Water and Sewer Capacity Fees
(1" Meter Size)**



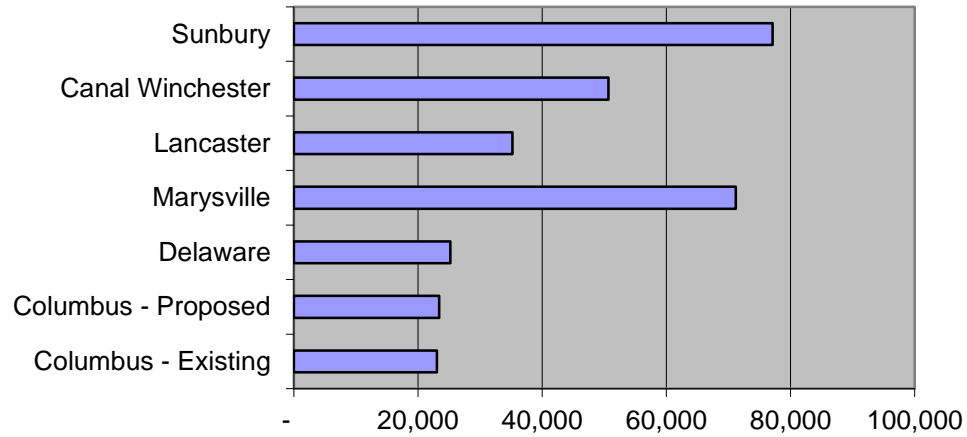
Columbus - Existing	5148
Columbus - Proposed	7315
Delaware	12180
Marysville	22250
Lancaster	9824
Canal Winchester	12840
Sunbury	25326

Capacity Fee Comparison Combined Water and Sewer Fees (1.5" Meter Size)



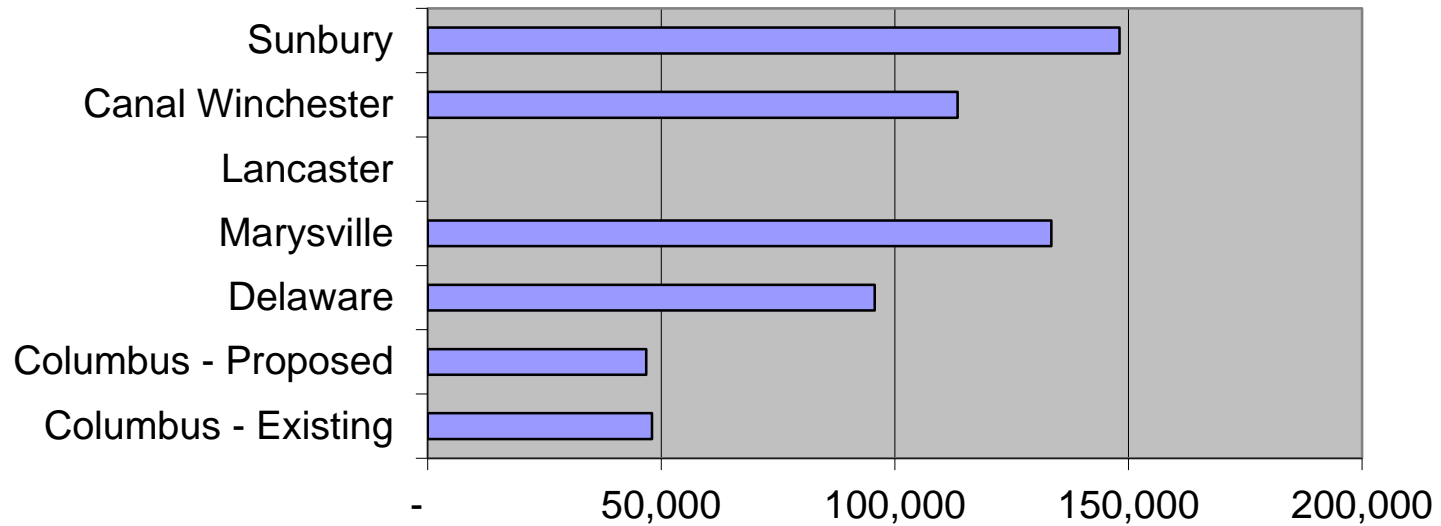
Columbus - Existing	13,441
Columbus - Proposed	14,631
Delaware	15,660
Marysville	44,500
Lancaster	21,224
Canal Winchester	29,536
Sunbury	49,471

**Capacity Fee Comparison
Combined Water and Sewer Fees
(2" Meter Size)**



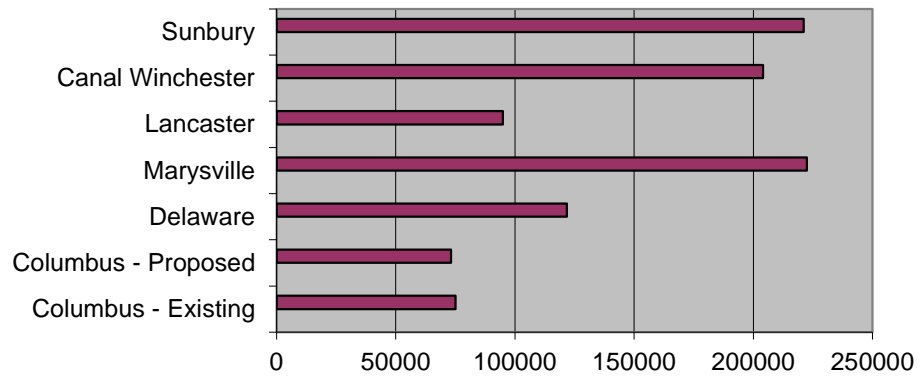
Columbus - Existing	23,057
Columbus - Proposed	23,410
Delaware	25,230
Marysville	71,200
Lancaster	35,203
Canal Winchester	50,650
Sunbury	77,107

Capacity Fee Comparison Combined Water and Sewer Fees (3" Meter Size)



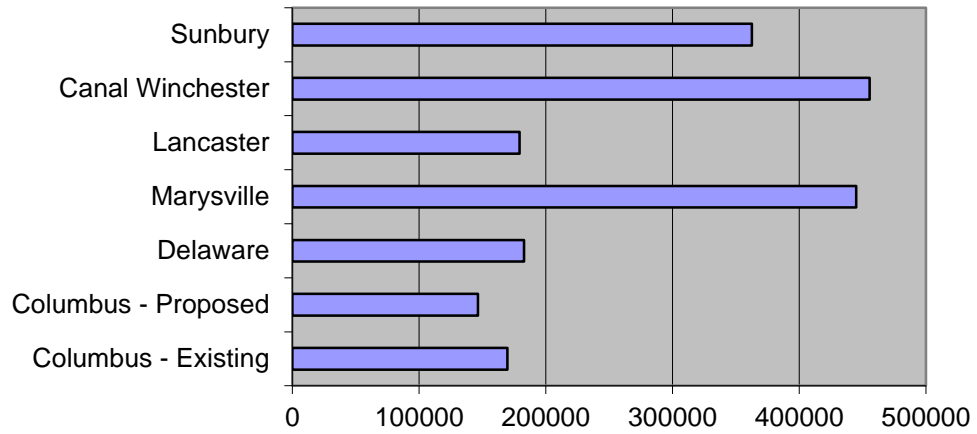
Columbus - Existing	48,007
Columbus - Proposed	46,819
Delaware	95,700

**Capacity Fee Comparison
Combined Water and Sewer Capacity Fees
(4" Meter Size)**



Columbus - Existing	75,000
Columbus - Proposed	73,155
Delaware	121,800
Marysville	222,500
Lancaster	94,943
Canal Winchester	204,032
Sunbury	221,164

**Capacity Fee Comparison
Combined Water and Sewer Fees
(6" Meter Size)**



Columbus - Existing	169734
Columbus - Proposed	146309
Delaware	182700
Marysville	445000
Lancaster	179236
Canal Winchester	455690
Sunbury	362571